


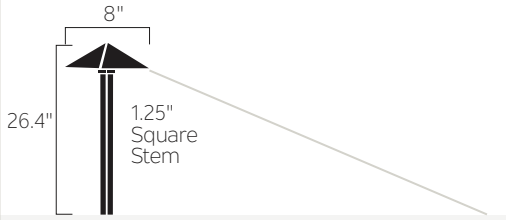
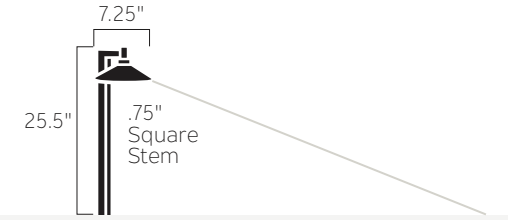




	Pyramid		Ripley™															
Finishes	TZT		BBR (shown), AZT		Additional Finishes													
Color Temperature	2700K - Warm White	3000K - Pure White	2700K - Warm White	3000K - Pure White	 <p>AZT</p>													
Item Number and Finish	15802 TZT27R	15802 TZT30R	15800 AZT27R 15800 BBR27R	15800 AZT30R 15800 BBR30R														
Housing	Cast Aluminum		Cast Aluminum or Cast Brass (BBR)															
Power Usage at 12V AC Input, VA and Watts	3.8W, 4.95VA		4.3W, 5.8VA		 <p>Outdoor Wall Mount <b>49060 OZ</b>, see Kichler.com</p>													
CRI	80+		80+															
Voltage Range	9V-15V AC/DC with no loss in light output		9V-15V AC/DC with no loss in light output		Coordinating Product													
Light Source	3 integrated high-output LEDs, 3-step binning for color consistency. Tested to a Lumen Maintenance L70 of 40,000 hrs.		8 integrated high-output LEDs, 3-step binning for color consistency. Tested to a Lumen Maintenance L70 of 40,000 hrs.		 <p>Outdoor Wall Mount <b>49060 OZ</b>, see Kichler.com</p>													
Delivered Lumens & Efficacy	2700K = 168 lm 2700K = 46 lm/W	3000K = 182 lm 3000K = 49 lm/W	2700K = 294 lm 2700K = 67 lm/W	3000K = 302 lm 3000K = 73 lm/W														
Wiring	30" of usable #18-2, SPT-1W leads. Cable connectors supplied.		24" of usable #18-2, SPT-1W leads. Cable connectors supplied.															
Notes	Includes 8" slotted in-ground stake and has a square stem.		Includes 8" slotted in-ground stake and has a square stem. Brass will naturally patina over time.															
Accessories	<b>15601</b> Surface Mounting Flange <b>15607</b> Surface Mounting Bracket																	
Dimensions																		
Photometrics	Distance from Light Foot-candles (FC)		Distance from Light Foot-candles (FC)															
	0'	1'	2'	3'	4'	5'	6'	7'	8'	0'	1'	2'	3'	4'	5'	6'	7'	8'
	7.1	5.4	2.4	1	.44	.23	.14	.08	.08	61.9	53.5	11.96	2.47	1.04	.33	.22	.1	.08